

MS Guides

Using Microsoft software products for FREE

Activating all versions of Windows Server without a product key

Posted by Always Smile in Microsoft Software Products | Last updated on September 30, 2019



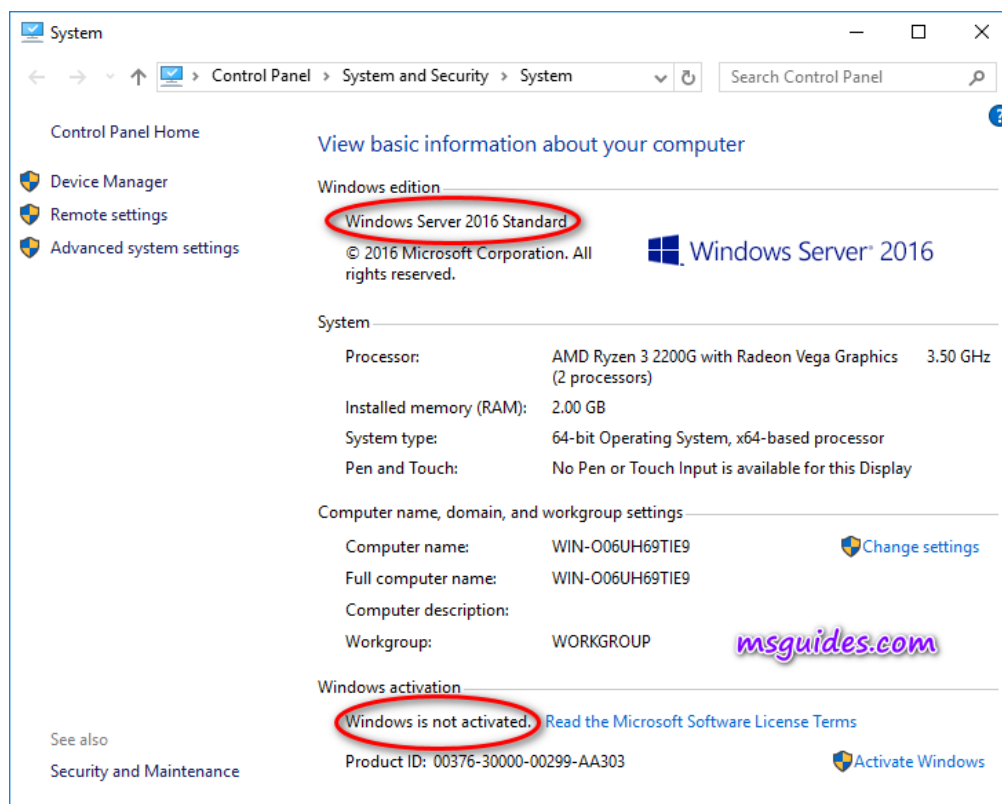
As you know, Windows Server is a specialized operating system which is designed for servers. In today's post, I will show you how to activate Windows in your VPS or dedicated server for FREE using KMS client product key. Although the KMS license is valid for 180 days only but there is no limit on the number of activation. So you can renew it whenever you want. Actually, the license will be renewed automatically every 7 days by default (almost similar to [Let's Encrypt certificate](#)). In this way, just do it one time and forget it completely.

Note:

- If you are a student, an office worker or any standard user who is using desktop edition of Windows, just skip this post and please do not follow the instructions. I will not be responsible for any damage caused by you.
- All editions of Windows Server in the Microsoft homepage are evaluation ones and not supported by KMS. So if you are using an evaluation version, just convert it to the retail one before following the below instruction.

Supported products:

- Windows Server, version 1809, 1803, 1709.
- Windows Server 2019/2016.
- Windows Server 2008/2012 (R2).



Here is Windows Server status when it is not activated

As you can see in the image above, I am using Windows Server 2016 Standard and it is not activated.

[Contents \[show\]](#)

Method 1: Manually installing KMS client key and activating it.

Time needed: 1 minute.

Running KMS commands in command prompt manually

1. Get the right product key from the official article of Microsoft.

The KMS Client Setup Key of WS 2016 Standard is "WC2BQ-8NRM3-FDDYY-2BFGV-KHKQY". I will use it in the next step.

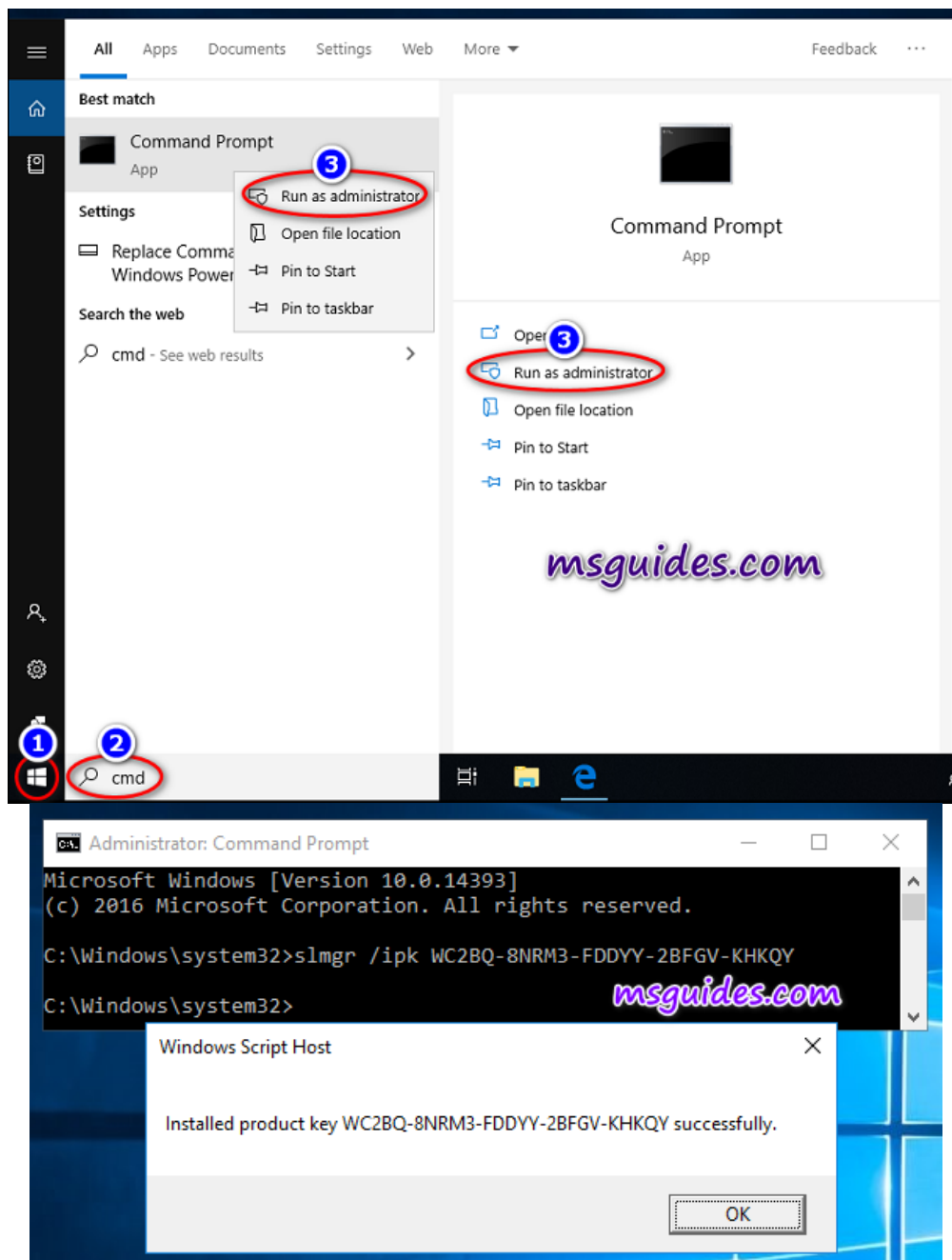


Get it from Microsoft

2. Install the key on your server.

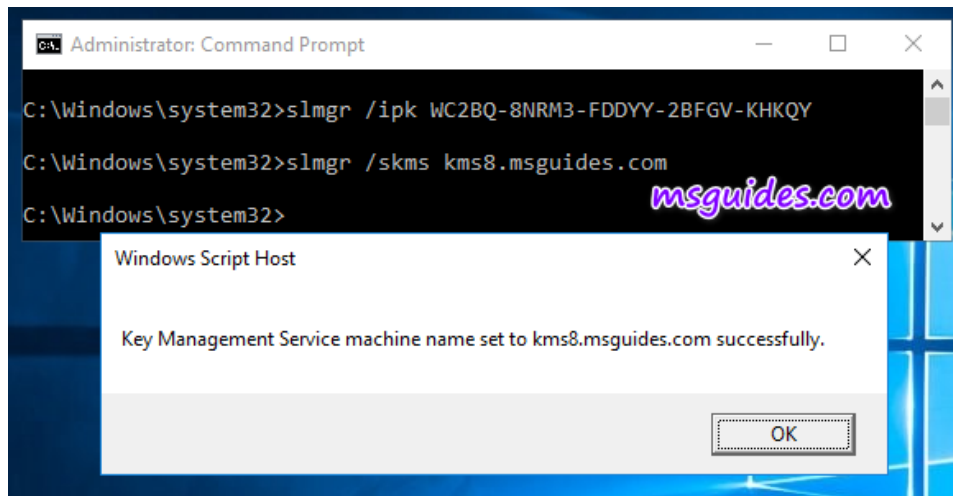
To open command prompt, click on the Windows button, search for “cmd” and run the command prompt as administrator. Then, enter “slmgr /ipk CLIENTKEY” in the command window.

Note: each command is followed by hitting Enter.



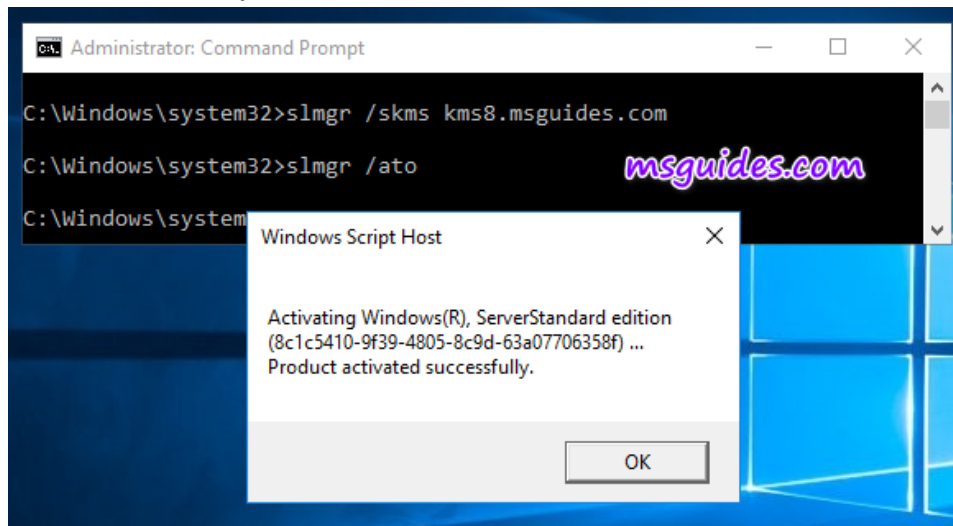
3. Set the KMS server.

Enter "slmgr /skms kms8.msguides.com" in the window.



4. Activate the KMS client key.

Finally, use the command "/ato" to activate your Windows.



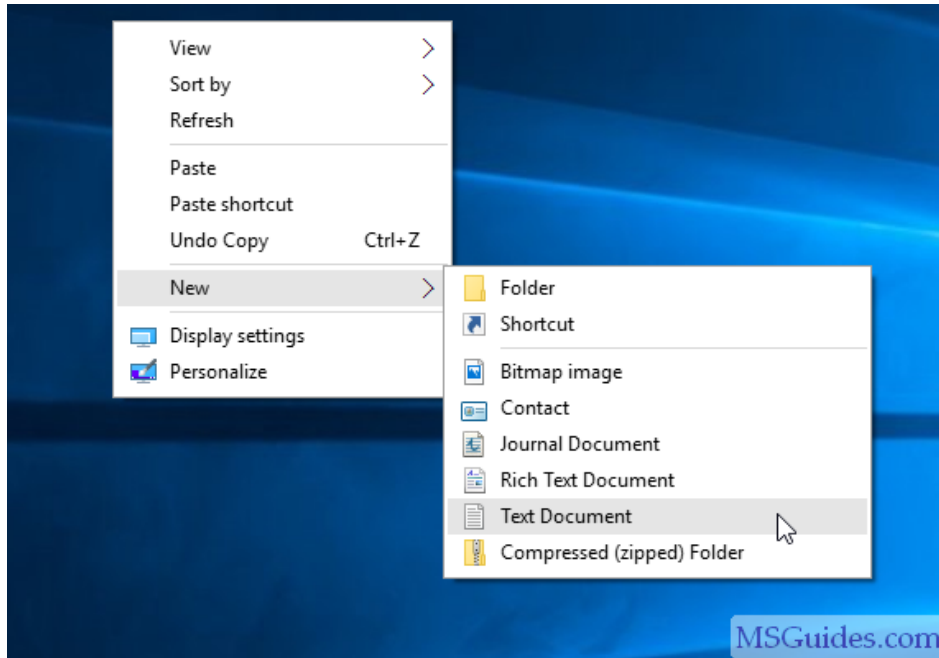
Method 2: Using a pre-written batch file.

This one is not recommend anymore due to [the new update of Microsoft](#).

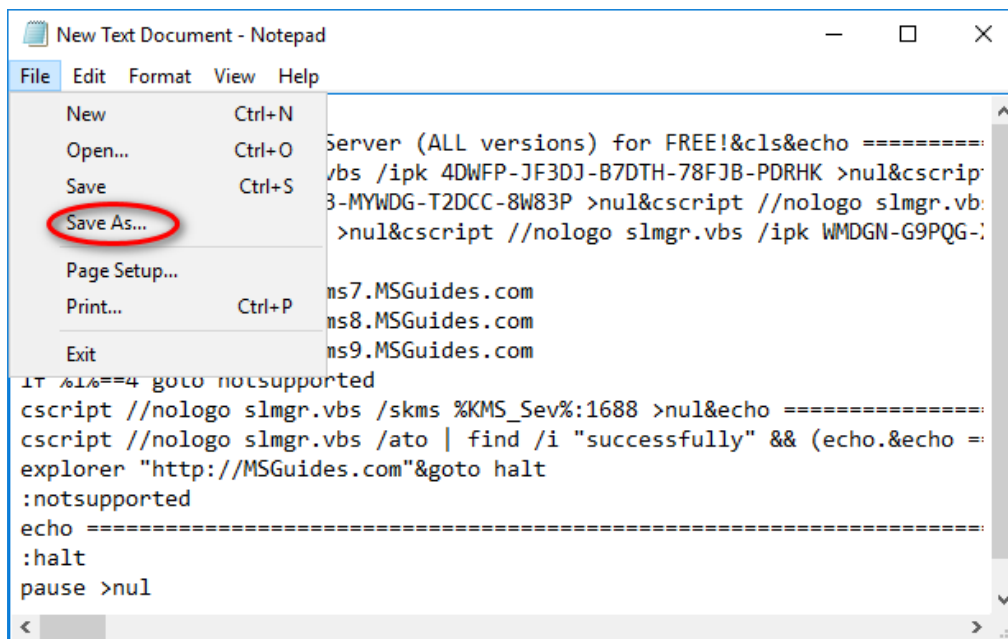
Step 1. Copy all the text below into a text file.

```
@echo off
title Activate Windows Server (ALL versions) for FREE!&cls&echo =====
cscript //nologo slmgr.vbs /ipk 4DWFP-JF3DJ-B7DTH-78FJB-PDRHK >nul&cscript //nologo slmgr.vbs /ipk 22XQ2-VRXRG-P8D42-K34
:server
if %i%==1 set KMS_Sev=kms7.MSGuides.com
if %i%==2 set KMS_Sev=kms8.MSGuides.com
if %i%==3 set KMS_Sev=kms9.MSGuides.com
if %i%==4 goto notsupported
cscript //nologo slmgr.vbs /skms %KMS_Sev%:1688 >nul&echo =====
cscript //nologo slmgr.vbs /ato | find /i "successfully" && (echo.&echo =====
explorer "http://MSGuides.com"&goto halt
```

```
:notsupported
echo =====&echo.&echo Sorry! Your version is not
:halt
pause >nul
```

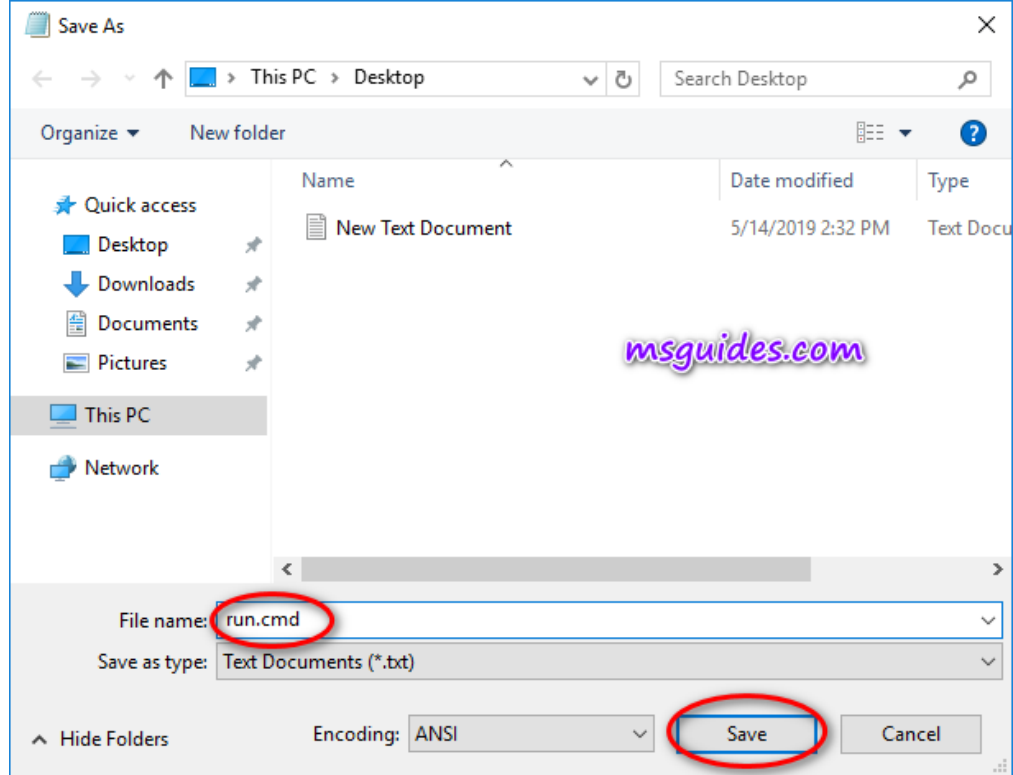


Create a new text document



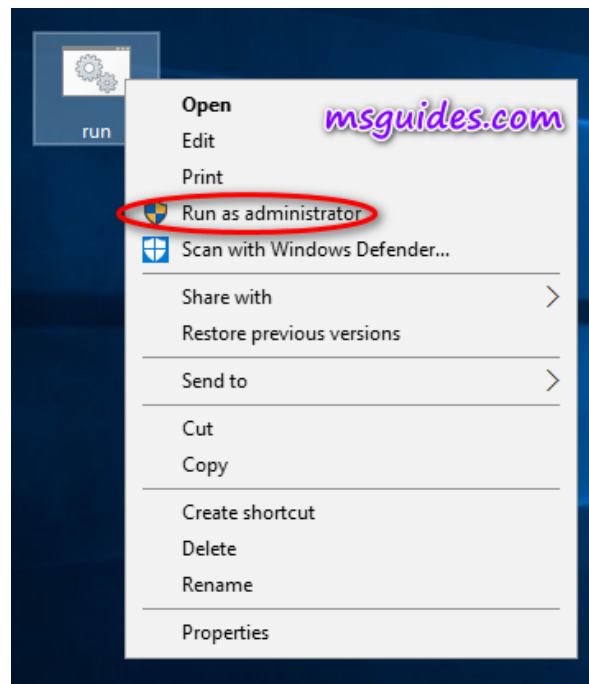
Save batch script

Step 2. Save the text file as a batch file with .cmd extension. (Eg run.cmd)

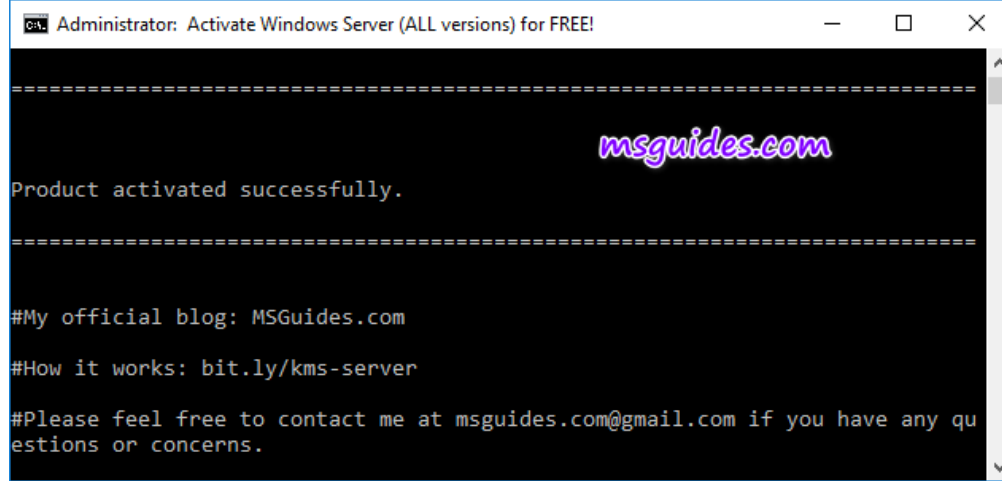


Set name of the batch script

Step 3. Run the batch file with admin rights.

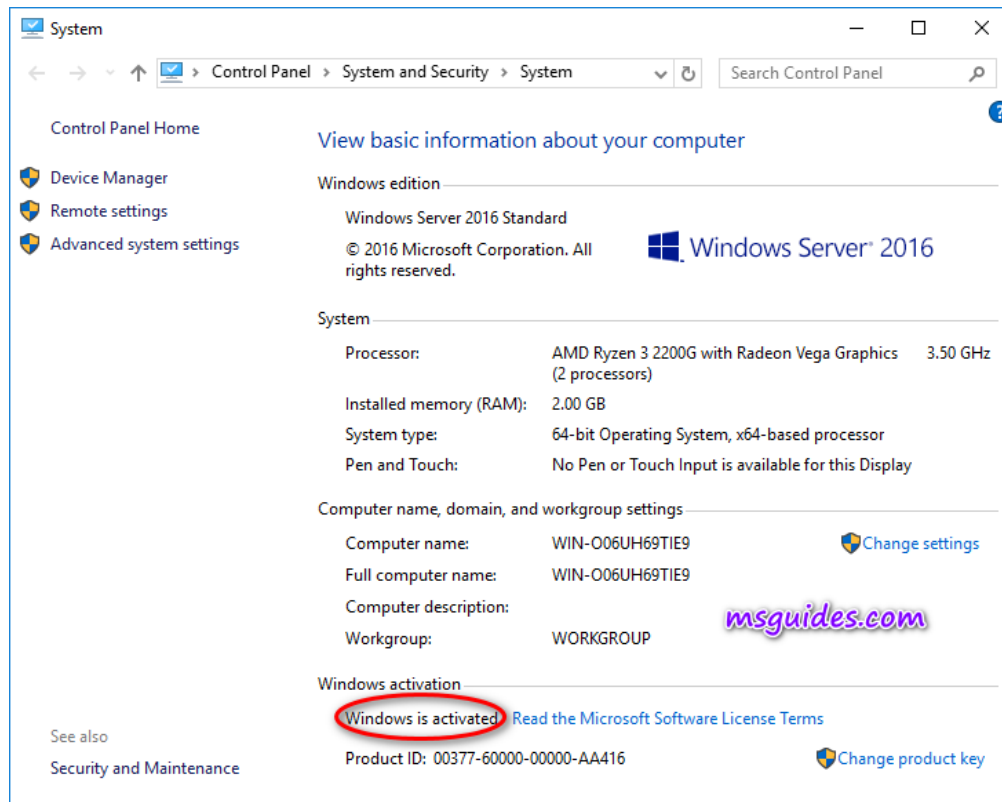


Execute the batch script as admin



Windows Server is activated successfully

Finally, check activation status of your server again.



Check out Windows Server activation status

82 votes, 4.90 avg. rating (96% score)

If you would have any questions or concerns, please leave your comments. I would be glad to explain in more details. Thank you so much for all your feedback and support!

[free windows server product key](#) [how to activate windows server for free](#)

[← How to get free Windows and Microsoft Office product keys](#)

[Easiest way to remove the Windows watermark from your screen →](#)

Who am I ?

I am Guang, a third year college student. I'm currently managing two channels (Next Level 'n' Always Smile).

[View all my posts →](#)

For faster support, please visit [here](#) for troubleshooting. Need more help? Please email me at msguides.com@gmail.com

31 thoughts on “Activating all versions of Windows Server without a product key”



• sushil singh

November 18, 2019 at 12:21 AM

error

Sorry! Your version is not supported.

I have been use 2nd method on my window server standard edition 2016 but I got this error . please reply



• kWong

November 21, 2019 at 4:57 PM

use method one instead.

• Celeste Lucero

November 2, 2019 at 5:40 PM

Hi, thanks for the instructions, when I am trying to activate windows 2019 Standard I got:

Activating Windows (R), ServerStandard edition

(de32eaf-aaee-4662-9444-c1befb41bde2)

Error: 0xc004f074 The Software License Service reported that the computer could not be activated. No Key Management Service (KMS) could be contacted. Please see the Application Event Log for additional Information.

The ipk is the recommended terminated in J464C, and I will prove in al KMS server of msguides,com

Kindly I want to know I you can help me or if you can tell me if I am in a mistake

Thank you

- Celeste Lucero

November 3, 2019 at 5:58 AM

Thanks in advance I resolve the issue, the port 1688 on the firewall was closed, thnak you

- Aj

October 8, 2019 at 9:56 AM

Thanks champ

- Bangity

September 21, 2019 at 10:31 AM

Hello,

What will happen if kms8.msguides.com is down? Is there a way to create a KMS server locally on the network for such case?

Thank you

- kWong

September 22, 2019 at 4:31 AM

There are KMS7, 8, 9.msguides.com for KMS activation.

Create your own KMS Server, you need buy KMS Host key from Microsoft To run KMS Server.

- Biki maharjan

August 29, 2019 at 7:11 AM

will it activate windows 2019 data center?

- kWong

August 29, 2019 at 8:03 AM

Yes

Enjoy.

- Sisko

August 26, 2019 at 2:22 AM

Thanks a lot for your guide. Just a question.

What happen, if i leave my win 2019 server, always disconnected from internet ?

Do it stop to works after 180 days ?

Thanks.

- kWong

August 26, 2019 at 5:50 AM

Any time after seven day success activation, when you turn on your windows server, connect internet, it will automatic activate back to 180 days. If you insist your windows server, after activation, not connect internet anymore, is no way to get update from Microsoft.

- Nguyen Hoang Viet

August 21, 2019 at 2:12 AM

Thank you very much.

- Richard

August 13, 2019 at 1:54 PM

Hi,

So if I use this method to activate my server will I need to redo this every 180 days?

Thanks

- kWong

August 15, 2019 at 9:46 AM

No.

Activation will automatic renew every seventh day back to 180 days when you online.

- Satheesh PK

August 8, 2019 at 7:21 AM

How I activate Windows 10 Enterprise

- kWong

August 8, 2019 at 2:05 PM

top search: 2 ways to activate Windows 10 for FREE without additional software

Enjoy

- Badal

July 15, 2019 at 8:50 PM

windows 2016 data center not work of this command. need improve

- kWong

July 17, 2019 at 12:20 PM

Windows Server 2016 Datacenter

KMS Activation Key CB7KF-BWN84-R7R2Y-793K2-8XDDG

Use the above same method to activate.

- islam

November 8, 2019 at 12:05 PM

Thank's Man

slmgr.vbs /ipk CB7KF-BWN84-R7R2Y-793K2-8XDDG

• Kim
July 4, 2019 at 6:37 PM

Will this work on windows 10 pro?

• kWong
July 5, 2019 at 12:49 AM

This post only for Windows server version activation.

Windows 10 pro

Top Search: 2 ways to activate Windows 10 for FREE without additional software

Enjoy

• Luciano
June 22, 2019 at 7:51 PM

If, i cant find another iso of windows server without microsoft evaluation, where is the place that you taked your ISO, plz help me

• kWong
June 23, 2019 at 2:13 AM

Sorry, here not provide Windows server ISO download.

• mrwarp
May 23, 2019 at 4:08 PM

Not having any luck with Server 2019 Standard (1809). It is not accepting the keys.

• mrwarp
May 23, 2019 at 4:40 PM

Update – Found the correct key and used the manual method. Working fine now!

• Harry

August 16, 2019 at 12:05 PM

Could you provide the info you found for windows server 2019

• Mr.Digit

May 22, 2019 at 12:42 PM

after run the file , after sometimes tell your version not supported

• kWong

May 23, 2019 at 2:49 AM

Run the batch file with admin ID without restriction online, otherwise won't work.

Where did you get windows server iso file?

Please be noted that Windows Server Evaluations versions are not supported because they have been attached 180-day trial license.

• Nadie

May 15, 2019 at 11:42 AM

Method 2 did not work for Win Server 2012 R2

• kWong

May 15, 2019 at 2:39 PM

Run the batch file with admin rights online.

Done

• **Always Smile** Post author

May 17, 2019 at 2:35 AM

Where did you get the Windows Server iso file? Please be noted that Windows Server Evaluations versions are not supported because they have been attached 180-day trial license.

